


IT'S TIME TALK RECYCLING



Why Recycle?

Recycling means reusing items we would normally put in the trash – items like aluminum cans, plastic bottles and newspapers. By recycling these items, we essentially remove them from the waste stream, converting them to new, reusable items.

- Recycling**
- ✿ *conserves valuable landfill space*
 - ✿ *saves energy*
 - ✿ *saves our natural resources – trees, fuels and metals*
 - ✿ *protects our vital water supply*
 - ✿ *protects plant and animal life*
 - ✿ *helps control litter*
 - ✿ *safeguards our environment for future generations*



Recycling is part of the overall solution to reducing waste, and we can all help by participating in our community's recycling program. All it takes is a behavior change, something as simple as tossing items into a separate container from our regular garbage containers.

What Happens to Recycled Items?

Paper	Cereal boxes, writing pad bases, wallboard, newsprint, corrugated containers, tissue paper
Aluminum Cans	New cans
Steel Cans	New steel for manufacturing and new tin products (from tin removed from the outer coating of cans)
Glass Bottles	New glass bottles & jars, fiberglass
Plastic Bottles	Flower pots, drainage pipes, toys, traffic barrier cones, carpet backing and fiberfill for pillows, ski jackets and sleeping bags





Solid Waste Management Department
Post Office Box 1110
Tampa, FL 33601
272-5680

HILLSBOROUGH COUNTY
Board of County Commissioners

Hillsborough County Provides Two Recycling Bins to Make Separation Easy and Efficient...

GREEN BIN – Glass, Plastic & Aluminum Products

- **Plastic Bottles & Jugs – types 1 & 2 only**  
Items with necks or screw-on caps are typically made of #1 or #2 plastics. Look for the symbol on the bottom of the container. Typical examples include: soda, water, juice, milk, soap, shampoo, detergent & kitty litter containers.
Remove all caps before placing in bin. No plastic bags, plastic wrap or microwave trays.
- **Glass Bottles & Jars – all colors**
No broken glass, light bulbs, mirrors, window panes, dishes or cups.
- **Aluminum, Steel & Tin Cans**
Food and beverage containers such as soda cans and soup cans.
Rinse all containers before placing in bin. No aluminum foil, pie tins, coat hangers, paint or solvent containers.

BLUE BIN – Paper Products

- **Newspaper & Newspaper Inserts**
May be in a brown paper bag or placed directly in the bin.
Remove plastic bags.
- **Magazines, Catalogs & Telephone Books**
- **Junk Mail & Envelopes**
Remove any plastic wrapping or non-paper items before placing in bin.
- **Office Paper**
Includes printer, copier and fax paper.
Contain shredded paper in a brown paper bag.
- **Paperboard**
Thin cardboard such as cereal boxes, cracker boxes, shoe boxes, soda and beer cartons, etc.
No glossy, waxed or wet-strength paperboard such as frozen food boxes, milk or juice cartons.
- **Brown Paper Bags**
- **Corrugated Cardboard Boxes**
Flatten and cut into sections of 3'x3' or less. Place next to or in the bin.
No pizza boxes, glossy or waxed cardboard. Material should be clean and dry.



Place bins at the curb by 6:00 A.M. on collection day!

NOTE: Household Batteries Will No Longer Be Accepted in Recycling Bins.

Most household batteries (aka: Dry Cell) can now be disposed of with your normal household garbage. **Rechargeable NICAD and SSLA batteries are banned from the waste stream and CANNOT be disposed of with your normal household garbage.**

Hillsborough County's recycling program.

It's easy!

How to Place Waste at Curbside for Pick-Up

Yard waste set out for collection cannot exceed two cubic yards each week, which equals approximately twelve 30-gallon containers. Yard waste other than grass clippings and leaves can also be boxed, bundled or neatly stacked in uniform lengths not to exceed 50 lbs. Also, be sure it is not more than four feet in length and six inches in diameter.

Did You Know That Yard Waste Can Also be Recycled?

There are four ways that yard waste can be reused, recycled or reduced:

1. Proper plant selection.
2. Use it for mulch.
3. Don't bag clippings.
4. Compost.



See additional, detailed information about yard waste recycling in the County's *Yard Waste to Garden Treasure* brochure.